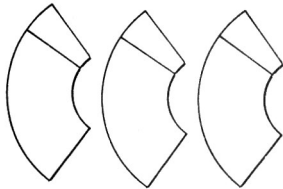

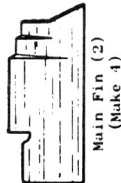


1. Cut out each basic side view shown, following the outside edge of the outline. DISCARD THESE PIECES.
2. Separate templates if you wish, by cutting along the dotted lines. Lay a template on the stock and trace the part profile through the opening cut in step 1.



RECOVERY COMPARTMENT WRAP-ON



A SUBSIDIARY OF DAMON

S-1411-71

SP-41

ANTENNA FAIRING SHROUD

Cut on the outside edge of all lines.