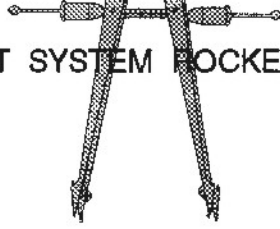


# MACH-I




BALSA-PLY™

COMPONENT SYSTEM ROCKETS

BOATS

GLIDERS

Arley Davis



Thank you for your interest in MACH-I products. Our goal is to provide you with products that are high quality, innovative, useful, enjoyable, and totally cool.

We are currently shipping all glider kits, boat kits, and BALSA-PLY™. Rocket kits will be shipped in the order they are received. Estimated beginning ship date for rocket kits is June 24. *Place your order early to be in the front of the line.*

To make ordering easy we accept money order, VISA, Mastercard, American Express, and DISCOVER cards.

Enjoy your hobby, and we will keep you posted on MACH-I products and news.

Sincerely,

RV Hodge  
Vice President



**20 W. LAKE ST. CHISHOLM, MN 55719 (218) 254-4007**  
**email - mach1@the-bridge.net**

# BALSA-PLY™

THE ULTIMATE  
ENGINEERING MATERIAL  
FOR HIGH  
STRENGTH-TO-WEIGHT  
APPLICATIONS

<b>BALSA-PLY™</b>	
56 TIMES STRONGER THAN BALSA	
10 TIMES LIGHTER THAN FIBERGLASS	
#BP18	1/8" 3 ply 5" x 5"
#BP532	5/32" 5 ply 5"x5"
#BP316	3/16" 5 ply 5" x 5"
#BP316L	5" x 15"
#BP732	7/32" 7 ply 5" x 5"
#BP732L	5" x 15"
#BP14	1/4" 7 ply 5" x 5"
#BP14L	5" x 15"



IF GORILLAS COULD FLY  
THEIR FEATHERS WOULD BE

BALSA-PLY™

20 W. LAKE ST. CHISHOLM, MN 55719  
(218) 254-4007 or call TOLL FREE ORDER LINE 1 (888) 225-4007

**WARNING!**  
ROCKETS WITH AN ALTITUDE!



**MACH-1 INDUSTRIES INC.**

## INTERCHANGEABLE COMPONENT SYSTEM

### ROCKET KITS

All LIFT-KITS are interchangeable with all BODY-KITS. This gives you the versatility to mix and match many possible combinations.

### BALSA-PLY™ FINS

All our rocket kits use **BALSA-PLY™** in the fins and other high stress areas.

### REVERSE EJECTION SYSTEM

With our innovative ejection system the LIFT-KIT is ejected back, away from the BODY-KIT, pulling the parachute out the bottom. The parachute and payload are protected from the hot gases of ejection, by directional porting. No recovery wadding is needed. *No wadding to fail!*

### DOUBLE WALL CONSTRUCTION

MACH-I Rocket Kits are designed with double wall construction for extra strength and durability. The tubes are pre-slotted for accurate and strong fin alignment.

### POWER

All of our rockets are tested and rated for Estes "D" thru Aerotech "E" engines.

*We like 'em light, tough, and powered hot!*

## LIFT-KITS 1.6™



All LIFT-KITS are: length 6", wt 1.5 oz., with BALSA-PLY™ fins. Each kit includes a pre made ultra light polyester fabric parachute with mounting tackle.

All LIFT-KITS incorporate a 24mm engine tube for "D" & "E" engines.



RL1 TERMINATOR  
RL2 DELTA  
RL3 EAGLE

## BODY-KITS 1.6™

RB2 RAIDER Length 24" wt 6 oz..

This kit is an attention getter as soon as it is spotted. It looks particularly sharp on the Delta LIFT-KIT, and performs beautifully on any LIFT-KIT. Skill level 2.

RB1 SKYBLAZER

Length 23" wt 2 oz..

This kit with any LIFT-KIT will give staggering speed and altitude performances. Skill level 1.

#RB1

#RB2

#RB4

#RB5

RB3 LONG TOM

Length 42" wt 3 oz..

This kit flies true and straight. Its size (close to 4" with LIFT-KIT) make it stand out in a crowd and in the air. With a 24" payload capacity this is the kit for long payloads. Skill level 1

#RB3

RB4 LONG RANGER Length 22" wt 5 oz..

This glider separates from the LIFT-KIT at ejection and free glides, like its name suggests, on a long spectacular flight. A large recovery area is advisable. Skill level 3.

RB5 THE STING

Length 29" wt 2.5 oz..

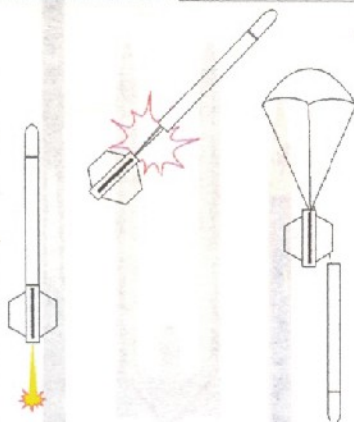
This kit with any LIFT-KIT makes an aggressive looking and performing rocket. With a 35" launch length and 4 oz dry launch weight, this rocket will put on sizzling flights. Skill level 1.5.

All BODY-KITS require a LIFT-KIT to fly.

All LIFT-KITS are interchangeable with all BODY-KITS.

# COMPONENT SYSTEM ROCKETS

One LIFT KIT and one BODY KIT equals one rocket. The LIFT KITS and BODY KITS can be mixed, to produce any combination, in just seconds. The versatility of component system rockets can not be beat.



## REVERSE EJECTION SYSTEM

With our innovative ejection system the LIFT-KIT is ejected back, away from the BODY-KIT, pulling the parachute out the bottom. The parachute and payload are protected from the hot gases of ejection, by directional porting. No recovery wadding is needed. *No wadding to fail!*

## CONSTRUCTION FEATURES

### BALSA-PLY™ FINs

MACH-I rocket kits use BALSA-PLY™ in the fins and other high stress areas.

### DOUBLE WALL TUBING

MACH-I Rocket Kits are designed with double wall construction for extra strength and durability.

### PRE-SLOTTED TUBES

The tubes are pre-slotted for accurate and strong fin alignment.

## POWER

All of our rockets are rated for Estes "D" thru Aerotech "E" engines.

See us on line at  
[www.the-bridge.net/~mach1](http://www.the-bridge.net/~mach1)



20 W. LAKE ST.

CHISHOLM, MN 55719

(218) 254-4007

or call our TOLL FREE ORDER LINE

1 (888) 225-4007

# BODY-KITS 1.6"

	SKYBLAZER	RAIDER	LONG TOM	THE STING
model #	RB1	RB2	RB3	RB5
length	23"	24"	42"	29"
weight	2 oz	6 oz	3 oz	2.5 oz
skill level	1	2	1	1.5
LIFT KIT compatibility				
RL1	yes	yes	yes	yes
RL2	yes	yes	yes	yes
RL3	yes	yes	yes	yes

## BODY KIT PRICES

RB1 SKYBLAZER	\$9.95
RB2 RAIDER	\$24.95
RB3 LONG TOM	\$15.95
RB5 THE STING	\$23.95



RB1



RB2



RB3



RB5

# LIFT-KITS 1.6"



RL1 TERMINATOR



RL2 DELTA



RL3 EAGLE


LIFT KITS  
\$19.95 EACH

model #	name	length	weight	skill level	parachute in kit	Compatible with			
						RB1	RB2	RB3	RB5
RL1	TERMINATOR	6"	1.5 oz	1.5	yes	yes	yes	yes	yes
RL2	DELTA	6"	1.5 oz	1.5	yes	yes	yes	yes	yes
RL3	EAGLE	6"	1.5 oz	1.5	yes	yes	yes	yes	yes

# BALSA-PLY™

THE ULTIMATE ENGINEERING MATERIAL  
FOR HIGH STRENGTH-TO-WEIGHT APPLICATIONS

**100% GUARANTEED  
TO BE FREE OF VOIDS  
AND DEFECTS**



**56 TIMES  
STRONGER  
THAN BALSA**

	SIZE	PRICE PER SHEET
1/8"	3 ply 6" x 12"	\$ 4.28
	12" x 24"	\$ 8.52
	24" x 24"	\$17.04
5/32"	5 ply 6" x 12"	\$ 5.88
	12" x 24"	\$11.80
	24" x 24"	\$23.56
3/16"	5 ply 6" x 12"	\$ 6.64
	12" x 24"	\$13.24
	24" x 24"	\$26.48
1/4"	7 ply 6" x 12"	\$ 9.00
	12" x 24"	\$17.96
	24" x 24"	\$35.92

Dimensions are nominal and may be slightly less than published due to trimming. Thickness is actual.

For stock sizes up to 2' x 4' or custom thickness call for price quote.



20 W. LAKE ST.  
CHISHOLM, MN 55719  
(218) 254-4007  
TOLL FREE ORDER LINE  
1 (888) 225-4007

Thank you for your interest in MACH-I products. We provide a selection of accessories to satisfy your model building needs.

You can also see us at [www.the-bridge.net/~mach1](http://www.the-bridge.net/~mach1)

#### GLUES

Bob Smith CA thin 1 oz	\$4.49
Bob Smith CA thin 2 oz	\$7.89
Bob Smith CA med. 1 oz	\$4.49
Bob Smith CA med. 2 oz	\$7.89
Bob Smith CA thick 1 oz	\$5.49
Bob Smith CA thick 2 oz	\$8.89
Bob Smith CA Accelerator 4 oz	\$4.49
Bob Smith CA Uncure 1 oz	\$2.89

*We use Bob Smith CA's in our R&D shop and get excellent results.*

#### Epoxy 1:1 ratio

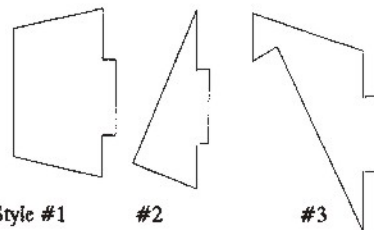
5 min. 8 oz	\$7.15
12 min. 8 oz	\$7.15
30 min. 8 oz	\$7.15
Finishing Resin 8 oz	\$7.15

#### TOOLS

razor knife	\$1.80
replacement blades # 11	\$1.25
epoxy brushes ( 12 pack )	\$1.80
Zona razor saw	\$3.75
Micro balloon filler 8 oz volume	\$3.15
Fiberglass cloth 3/4 oz 3' x 3'	\$5.00

#### Rocket Parts

BALSA-PLY™ Fins	4 per pack	\$7.00 ( specify style )
Engine Stops fits inside BT50 tube, 24 mm, "D & E" size	12 per pack	\$2.00
BALSA-PLY™ Centering Rings, BT50 in BT60	5 per pack	\$2.50
BT60 Coupler 2" long	6 per pack	\$3.60
BT50 Coupler 2" long (thick wall)	6 per pack	\$3.00
BT60 tubes 6" long	6 per pack	\$4.00
BT60 tubes 18" long	3 per pack	\$4.20
BT60 tubes 6" long ( with 4 slots / tube )	6 per pack	\$9.00
BT50 tubes 6" long	5 per pack	\$3.00
BT50 tubes 18" long	5 per pack	\$6.00



Fin Style #1

#2

#3



BALSA-PLY™ Centering Ring





## CUSTOMER INFORMATION

NAME \_\_\_\_\_ PHONE \_\_\_\_\_  
 ADDRESS \_\_\_\_\_  
 CITY \_\_\_\_\_ STATE \_\_\_\_\_ ZIP \_\_\_\_\_  
 your e-mail address \_\_\_\_\_

ITEM	QUAN	PRICE	DESCRIPTION	AMOUNT
<b>ROCKETS</b>				
RL-1		19.95	TERMINATOR	
RL-2		19.95	DELTA	
RL-3		19.95	EAGLE	
RB-1		9.85	SKYBLAZER	
RB-2		24.95	RAIDER	
RB-3		15.95	LONG TOM	
RB-4		24.95	LONG RANGER	
RB-5		23.95	THE STING	
<b>BALSA-PLY III</b>				
BP-18		3.95	3-PLY 1/8" 5"X5"	
BP632		5.95	5-PLY 5/32" 5"X5"	
BP3' 6		6.95	5-PLY 3/16" 5"X5"	
BP732		8.05	7-PLY 7/32" 5"X5"	
BP14		9.95	7-PLY 1/4" 5"X5"	
BP3' 6L		17.95	5-PLY 3/16" 5"X15"	
BP14L		19.95	7-PLY 1/4" 5"X15"	
BP732L		21.95	7-PLY 7/32" 5"X15"	
CUSTOM		CALL	CUSTOM SIZES AVAILABLE TO 2'X4" & 3/32" TO 1" THICK	
<b>BOATS</b>				
301		12.99	DAYSAILER	
302		12.99	CABIN CRUISER	
401		9.95	'SCALE MODEL' BANKS DORY	
<b>GLIDERS</b>				
101		2.99	JUMBO GLIDER	
102		2.99	CANARD SPORT FACER	
201		5.99	A-10 WARTHOG	
202		3.99	MIRAGE	

**MACH-I Industries, Inc.**

20 West Lake St.  
 Chisholm, MN 55719  
 phone (218) 254-4007

**TOLL FREE ORDERS ONLY 1 (888) 225-4007**

Credit Card No.

Exp. Date \_\_\_\_\_ / \_\_\_\_\_

SIGNATURE \_\_\_\_\_

TOTAL \$ \_\_\_\_\_

SHIP/HDLG. 5.50

MN residents add  
 TAX 6.5%

TOTAL DUE \$ \_\_\_\_\_

WE ACCEPT

Place a check or the card you will use

